

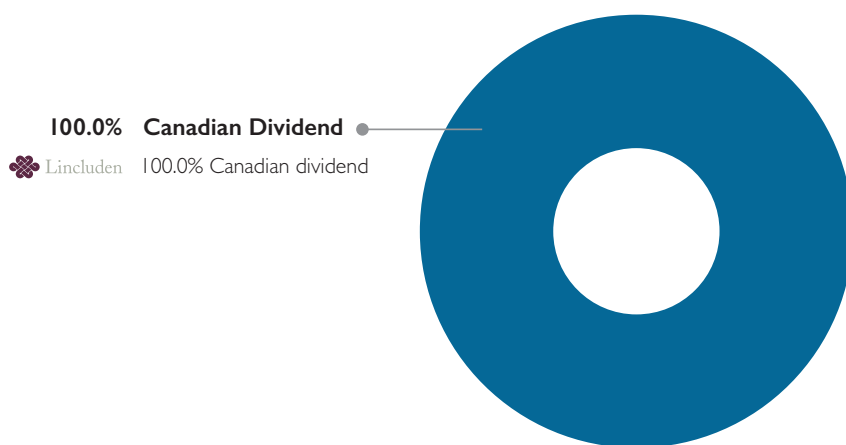
Counsel Canadian Dividend

This fund provides access to an actively managed and globally diversified portfolio of stocks that is appropriate for investors seeking dividend income and long-term capital growth potential. The Canadian dividend investment specialist utilizes a bottom-up, value-based approach that emphasizes dividend yield and quality management to create a focused Canadian dividend equity portfolio.

Key reasons to invest in this fund

- Potential for modest long-term growth
- Tax-efficient income in a non-registered plan
- Medium risk Canadian income-oriented equity fund

Target portfolio allocation¹



Performance (%) as at March 31, 2024

Period	1 mth	3 mth	6 mth	1 yr	3 yr	5 yr	10 yr	Inception Return
Series A	1.09	2.07	9.17	5.04	6.26	5.41	3.04	5.75

Performance (%) calendar year returns

Period	2014	2015	2016	2017	2018	2019	2020	2021	2022	2023	YTD
Series A	4.14	-17.27	22.99	3.11	-10.06	17.32	-9.78	28.96	-2.40	5.86	2.07

Fees (%)

Series	Mgmt.	Admin.	MER
A	1.70	0.25	2.17
F	0.70	0.15	0.92
I	0.70	0.15	0.16

Fund codes

Series	
A (SC)	CGF 400
F	CGF 409
I	CGF 418

MER reflected is for September 30, 2023 and includes GST/HST.

Key data

Fund type	Canadian Dividend & Income Equity	
Inception date	January 7, 2009	
Distributions	A: \$0.7284	F: \$1.1014
	I: \$1.3562	

Distributions represent the annual distributions paid during 2023.

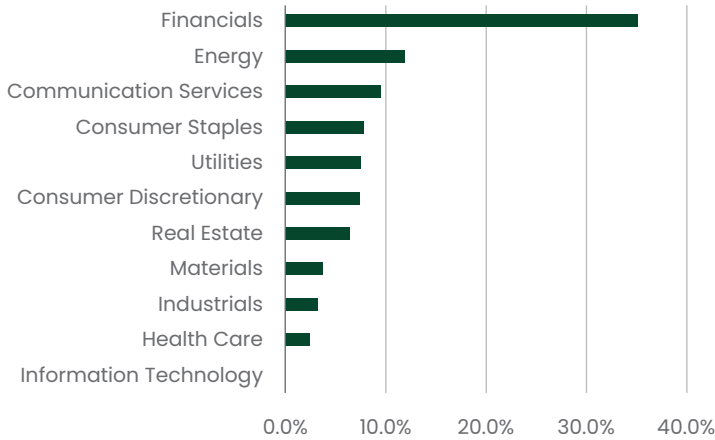
Risk tolerance Medium

Investment	Minimum	\$500
	Subsequent	\$50
	RRSP eligible	Yes

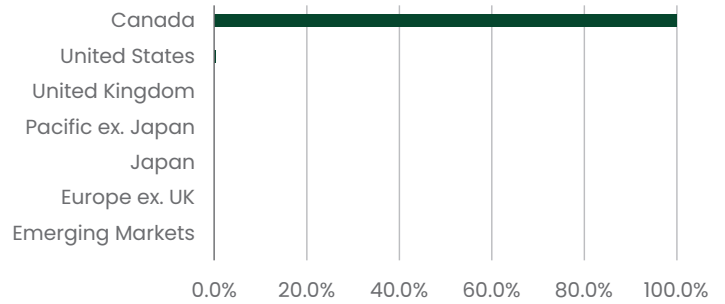


This fund incorporates IPC Portfolio Services' Three Pillars for Sustainable Investing strategy, which includes Active Ownership through corporate engagement and proxy voting, ESG Integration utilized in all our sub advisors' investment processes, and Exclusion of certain companies for ethical reasons.

Effective equity sector allocation



Effective regional allocation



Top holdings as at March 31, 2024

Effective Holdings	% of NAV
The Toronto-Dominion Bank	5.83
Royal Bank of Canada	5.56
TC Energy Corp.	5.06
The Bank of Nova Scotia	4.27
Canadian Imperial Bank of Commerce	4.21
Manulife Financial Corp.	4.09
BCE Inc.	4.03
Brookfield Corp. Class A [CAD]	3.91
Nutrien Ltd.	3.75
Hydro One Inc.	3.37

* The asset allocation weights depicted above represent the neutral allocations for the Portfolio rather than the current allocation as of the date of publication. The neutral allocation may comprise of a combination of investments in equities, fixed income securities, securities that are designed to track a market index or other securities. Counsel Portfolio Services has the discretion to change the allocation to certain asset classes. Please read the Fund Facts and Simplified Prospectus before investing, available at www.ipcportfolios.ca.

Commissions, trailing commissions, management fees and expenses all may be associated with mutual fund investments. Mutual funds are not guaranteed, their values change frequently and past performance may not be repeated.

IPC Portfolio Services is a registered tradestyle of Investment Planning Counsel Inc., the parent company of Counsel Portfolio Services Inc.

