

IPC Private Wealth Visio Income Pool – Series F

Canada Life Investment Management Ltd.

This document contains key information you should know about IPC Private Wealth Visio Income Pool Series F. You can find more detailed information in the fund's simplified prospectus. Ask your representative for a copy, contact Canada Life Investment Management Ltd. ("CLIML") at 1-877-216-4979 or visit www.counselportfolios.ca.

Before you invest in any fund, consider how the fund would work with your other investments and your tolerance for risk.

Quick facts

Fund code:	CGF717	Fund manager:	Canada Life Investment Management Ltd.
Date series started:	November 6, 2020	Portfolio manager:	Canada Life Investment Management Ltd.
Total fund value on May 31, 2025:	\$190.6 million	Sub-advisor:	Mackenzie Financial Corporation
Management expense ratio (MER):	0.99%	Distributions:	Monthly
		Minimum investment:	\$150,000 initial; \$100 additional; \$50 for pre-authorized debit plans. These amounts may change from time to time, and may also be waived by CLIML.

What does the fund invest in?

The fund seeks to provide investors with regular income with some emphasis on capital preservation and the potential for modest capital growth by investing either directly, or through securities of other investment funds, in equity and fixed income securities of a variety of North American and international issuers. The fund's asset class weightings generally range between 30%-50% in equity securities and 50%-70% in fixed income securities.

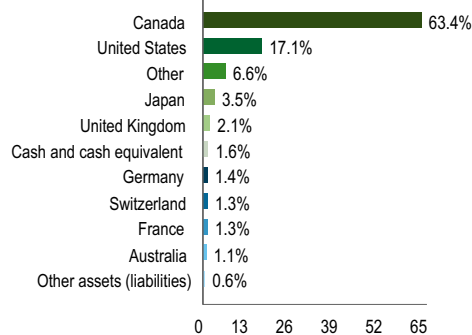
The charts below give you a snapshot of the fund's investments on May 31, 2025. The fund's investments will change.

Top 10 investments (May 31, 2025)

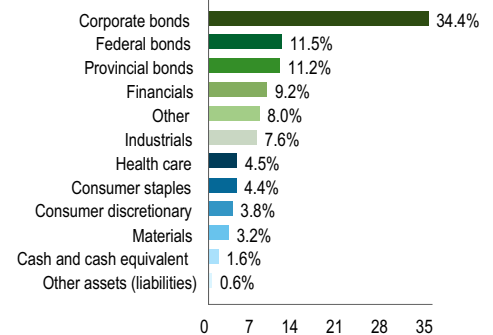
1. IPC Private Wealth Visio Core Fixed Income Series O	45.9%
2. IPC Private Wealth Visio North American Equity Series O	26.6%
3. Mackenzie International Equity Index ETF	14.3%
4. BMO Aggregate Bond Index ETF	5.1%
5. iShares Broad USD High Yield Corporate Bond ETF	4.1%
6. iShares Emerging Markets Corporate Bond ETF	3.1%
7. Sagard Private Credit LP	0.8%
8. Cash and cash equivalents	0.1%
Total percentage of top 10 investments	100.0%
Total number of investments	8

Investment mix (May 31, 2025)

Effective Regional Allocation



Effective Sector Allocation



How risky is it?

The value of the fund can go down as well as up. You could lose money.

One way to gauge risk is to look at how much a fund's returns change over time. This is called "volatility".

In general, funds with a higher volatility will have returns that change more over time. They typically have a greater chance of losing money and may have a greater chance of higher returns. Funds with lower volatility tend to have returns that change less over time. They typically have lower returns and may have a lower chance of losing money.

No guarantees

Like most mutual funds, this fund doesn't have any guarantees. You may not get back the amount of money you invest.

Risk rating

CLIML has rated the volatility of this fund as **low**.

This rating is based on how much the fund's returns have changed from year to year. It doesn't tell you how volatile the fund will be in the future. The rating can change over time. A fund with a low risk rating can still lose money.



For more information about the risk rating and specific risks that can affect the fund's returns, see the 'What are the Risks of Investing in the Fund?' section of the fund's simplified prospectus.

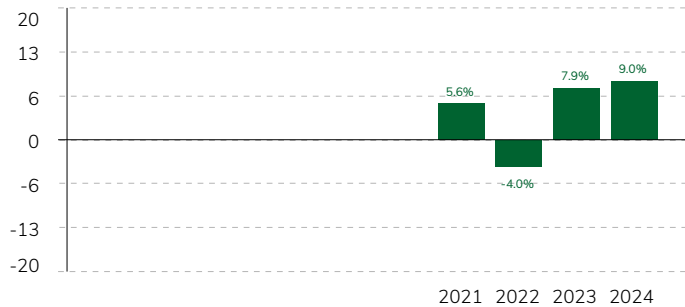
IPC Private Wealth Visio Income Pool – Series F

How has the fund performed?

This section tells you how Series F securities of the fund have performed over the past 4 years. Returns are after expenses have been deducted. These expenses reduce the fund's returns.

Year-by-year returns

This chart shows how Series F securities of the fund performed in each of the past 4 years. The fund dropped in value in 1 of the 4 years. The range of returns and change from year to year can help you assess how risky the fund has been in the past. It does not tell you how the fund will perform in the future.



Best and worst 3-month returns

This table shows the best and worst returns for Series F securities of the fund in a 3-month period over the past 4 years. The best and worst 3-month returns could be higher or lower in the future. Consider how much of a loss you could afford to take in a short period of time.

	Return	3 months ending	If you invested \$1,000 at the beginning of the period
Best return	6.5%	January 31, 2024	Your investment would rise to \$1,065.
Worst return	-5.7%	June 30, 2022	Your investment would drop to \$943.

Average return

A person who invested \$1,000 in Series F securities of the fund since its inception would have had \$1,223 as of May 31, 2025. This is equal to an annual compounded return of approximately 4.5%.

Who is this fund for?

Investors who:

- seek a global balanced fund to hold as a key part of their portfolio
- want a medium-term investment
- can handle the volatility of stock and bond markets

A word about tax

In general, you'll have to pay income tax on any money you make on a fund. How much you pay depends on the tax laws where you live and whether or not you hold the fund in a registered plan such as a Registered Retirement Savings Plan or a Tax-Free Savings Account.

Keep in mind that if you hold your fund in a non-registered account, fund distributions are included in your taxable income, whether you get them in cash or have them reinvested.

How much does it cost?

The following tables show the fees and expenses you could pay to buy, own and sell Series F securities of the fund.

The fees and expenses – including any commissions – can vary among series of a fund and among funds. Higher commissions can influence representatives to recommend one investment over another. Ask about other funds and investments that may be suitable for you at a lower cost.

1. Sales charges

You pay no sales charges when you buy Series F of this fund.

2. Fund expenses

You don't pay these expenses directly. They affect you because they reduce the fund's returns.

As of March 31, 2025, the fund's expenses were 1.02% of its value. This equals \$10.20 for every \$1,000 invested.

	Annual rate (as a % of the fund's value)
Management expense ratio (MER) This is the total of the management fee and operating expenses (including fixed administration fees and other Fund Costs, as described in detail in the simplified prospectus). CLIML waived some of the fund's expenses. If it had not done so, the MER would have been higher.	0.99%
Trading expense ratio (TER) These are the fund's trading costs.	0.03%
Fund expenses	1.02%

More about the trailing commission

No trailing commissions are paid for Series F of this fund.

IPC Private Wealth Visio Income Pool – Series F

3. Other fees

You may have to pay other fees when you buy, hold, sell or switch securities of the fund.

Fee	What you pay
Asset-Based Fee	Series F securities are available exclusively to investors who have a fee based arrangement with their representative's firm. You and your representative decide on an annual asset-based fee of 0-1.5% based on the average daily market value of your investment. This fee is paid to your representative's firm and is in addition to the expenses payable by the fund. If instructed, CLIML will deduct the fees from your account by redeeming securities of a fund that you have designated in advance and will remit the proceeds to your representative's firm on your behalf.
Switch fee	If you switch between series of the fund or to another Counsel fund, you may pay your representative's firm a switch fee of 0%-2%.
Inappropriate short-term trading fee	A fee of 2% of the amount switched or redeemed may be charged by the fund for inappropriate short-term trading which is defined as trading within a short period of time (less than 30 days) that CLIML believes is detrimental to fund investors.
Excessive short-term trading fee	A fee of 1% of the amount switched or redeemed may be charged by the fund if you invest in the fund for less than 30 days and your trading is part of a pattern of short-term trading that CLIML believes is detrimental to fund investors.

What if I change my mind?

Under securities law in some provinces and territories, you have the right to:

- withdraw from an agreement to buy mutual fund securities within two business days after you receive a simplified prospectus or Fund Facts document, or
- cancel your purchase within 48 hours after you receive confirmation of the purchase.

In some provinces and territories, you also have the right to cancel a purchase, or in some jurisdictions, claim damages, if the simplified prospectus, Fund Facts document or financial statements contain a misrepresentation. You must act within the time limit set by the securities law in your province or territory.

For more information, see the securities law of your province or territory or ask a lawyer.

For more information

Contact CLIML or your representative for the fund's simplified prospectus and other disclosure documents. These documents and the Fund Facts make up the fund's legal documents.

**Canada Life Investment
Management Ltd.**
255 Dufferin Avenue
London, Ontario N6A 4K1

Toll-free: 1-877-216-4979
www.counselportfolios.ca

To learn more about investing in mutual funds, see the brochure **Understanding mutual funds**, which is available on the website of the Canadian Securities Administrators at www.securities-administrators.ca.