



COUNSEL RETIREMENT PORTFOLIOS

*Helping you get
to where you
need to be.*

Portfolios designed to reduce the impact of market declines on the value of your investments, offer long-term growth potential and aim for steady retirement income.

PREPARE. PLAN. PROTECT.

Retire Predictably

Portfolios designed to reduce the impact of market declines on the value of your investments, offer long-term growth potential and aim for steady retirement income.

Counsel Retirement Portfolios are unique investment solutions, ideal for retired and pre-retirement investors who want an investment that seeks to minimize portfolio losses during periods of down markets. Every investor has a different tolerance for risk. As a result, the four Counsel Retirement Portfolios are designed to meet a range of risk tolerances and investment objectives to help meet your specific retirement goals.

Three of the Counsel Retirement Portfolios seek to help you protect and grow your retirement savings before you retire. The fourth, Counsel Retirement Income Portfolio, is designed for retired clients who want their investments to generate a predictable income stream, while aiming to minimize the impact of declines in the market.

COUNSEL RETIREMENT INCOME PORTFOLIO

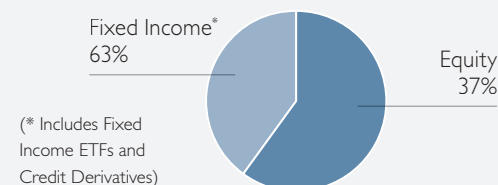
Time Horizon

SHORTER <

Key Features

- Seeks to provide regular monthly income and potential for long-term capital growth with a conservative level of investment risk.
- Ideal for retired investors who will use this portfolio as their primary source of retirement income and require consistent monthly income, while seeking to minimize portfolio losses.
- Target annual distribution of 4% (estimated) paid monthly.¹

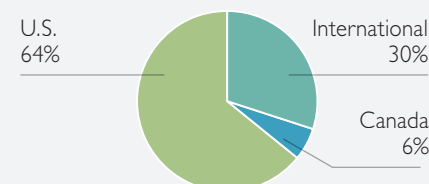
Neutral
Asset Mix²



Target
Allocation²

Alternatives (high inc., pref. shares & real estate)	30.00%
High Yield Fixed Income	20.00%
Global Equity	17.00%
Emerging Market Debt	13.00%
Investment Grade Fixed Income	10.00%
U.S. Treasuries	10.00%

Regional
Allocation²

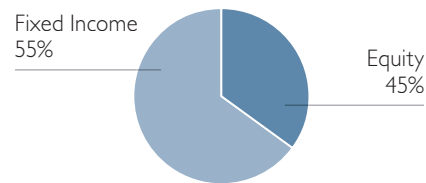


Fund Code

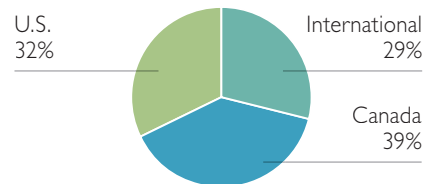
A	D	I
SC CGF241	CGF244	CGF245
LL CGF242		
RC CGF243		

COUNSEL RETIREMENT PRESERVATION PORTFOLIO

- Seeks to achieve a balance between earning income and capital growth with a conservative level of investment risk.
- Ideal for investors who are retired or near retirement and desire an investment that seeks to minimize portfolio losses during periods of down markets.
- Also for investors who will use this portfolio as their primary source of savings for their retirement and preservation of capital is a primary objective.



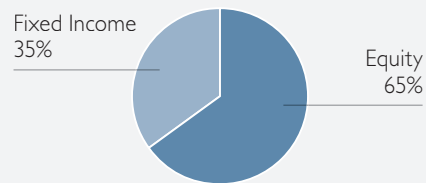
Canadian Core Fixed Income	32.50%
Defensive Global Equity	26.00%
Global Low Volatility Equity	14.00%
Global Government Fixed Income	10.00%
Global Real Estate	5.00%
High Yield Fixed Income	5.00%
Emerging Market Fixed Income	2.50%
Cash	5.00%



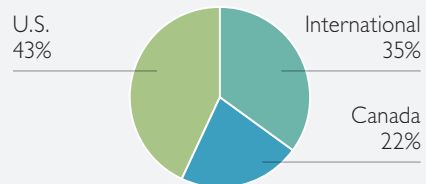
A	D	I
SC CGF246	CGF249	CGF250
LL CGF247		
RC CGF248		

COUNSEL RETIREMENT FOUNDATION PORTFOLIO

- Seeks to achieve income and capital growth with a conservative level of investment risk.
- Preserving capital is a key focus of the portfolio, with a greater potential for capital growth during upward market movements.
- Ideal for investors who are retired or near retirement and desire an investment that seeks to minimize portfolio losses during periods of down markets.
- Also for investors who will use this portfolio as the foundation of their investments.



Defensive Global Equity	40.00%
Global Low Volatility Equity	20.00%
Canadian Core Fixed Income	20.00%
High Yield Fixed Income	7.50%
Global Real Estate	5.00%
Global Government Fixed Income	5.00%
Emerging Market Fixed Income	2.50%

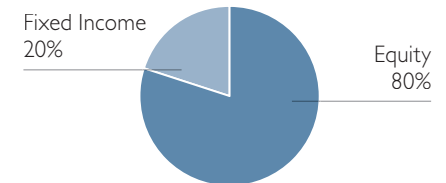


A	D	I
SC CGF251	CGF254	CGF255
LL CGF252		
RC CGF253		

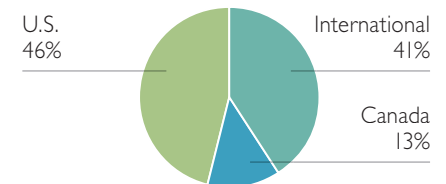
COUNSEL RETIREMENT ACCUMULATION PORTFOLIO

→ LONGER

- Seeks to achieve long-term capital growth and income with a moderate level of investment risk.
- Ideal for investors with a longer time horizon, a primary objective of capital growth accumulation, and seek an investment that aims to minimize Portfolio losses during periods of down markets.
- Also for investors that are retired or near retirement who seek a greater potential for capital growth.



Defensive Global Equity	50.00%
Global Low Volatility Equity	20.00%
Canadian Core Fixed Income	10.00%
High Yield Fixed Income	7.50%
Emerging Market Equity	5.00%
Global Real Estate	5.00%
Emerging Market Fixed Income	2.50%



A	D	I
SC CGF256	CGF259	CGF260
LL CGF257		
RC CGF258		

Counsel Portfolios

Because a well diversified portfolio should be greater than the sum of its parts.

THE COUNSEL ADVANTAGE

Counsel Portfolio Services believes strongly in the values of independence and objectivity in money management. Our strategy is to select money managers with successful and repeatable investment processes. We then help Advisors build investment portfolios by combining those managers into an optimized mix that meets investors' long term goals, while managing the risks taken in achieving those goals.

At the heart of our process is the view that our investment specialists must continue to earn a place in our portfolios, year after year. Because of this view, we conduct a regular and ongoing review process. This gives us the ability to objectively select and, when necessary, replace the investment specialists for each mandate. The result of this is that we are able to provide you with access to the expertise of some of the best money managers in the industry.



CUNDILL



MAWER



MT LUCAS



RBC Global Asset Management™



COUNSEL | PORTFOLIO SERVICES

¹ May be adjusted annually at the discretion of Counsel Portfolio Services.

² Neutral Asset Mix, Target Allocation, and Regional Allocation are approximate and subject to change. Please refer to Simplified Prospectus for further details.

Commissions, trailing commissions, management fees and expenses all may be associated with mutual fund investments. Please read the Simplified Prospectus before investing. The indicated rates of return are the historical annual compounded total returns including changes in unit value and reinvestment of all distributions and do not take into account sales, redemption, distribution or optional charges or income taxes payable by any security holder that would have reduced returns. The indices cited are widely accepted benchmarks for investment performance within their relevant regions, sectors or asset class, represent non-managed investment portfolios, exclude management fees and expenses related to investing in the indices, and are not necessarily indicative of future investment returns. Mutual funds are not guaranteed, their values change frequently and past performance may not be repeated.